




K&W TOOLS





K&W TOOLS CO., LTD.

K&W Tools has been played a vibrant and important role in saw manufacturing industry both in Taiwan and overseas since 1973. Being one of few pioneers in Cutting Tools business, K&W has developed into a major manufacturer with over 60 types of precision made saws, blades, hole saws, and accessories. Other than new product development, our production capacity is more than one millions pieces per month with business scope stands at about 95% export and 5% domestic market.

In addition to complete product line, K&W Tools has 45 years of experience in product development and manufacturing that guarantee a stable and reliable quality, which undoubtedly reflects on the life span of this reputable company. Proud of its capability in delivering good quality products coupled with professional multi-lingual services and on-time shipping deliveries, K&W continues to expand and increase its foreign and local clietete and caters to increasingly large demands for quality made ODM products and OEM requests.



Photo taken on Aug. 2014
Vice President of Taiwan, Mr. Den Yih Wu (left)
President of K&W Tools, Mr. Walley Chao (right)



CATALOG



METAL CUTTING SAWS

Hacksaw Blades	1
Hacksaw Frames	2
Reciprocating Saw Blades	3-4
Jig Saw Blades	5-7
Bi-Metal Hole Saws	8
Bi-Metal Hole Saw Kits	9-10
Arbor And Accessories For Bi-Metal Hole Saws	11-12
Bi-Metal Air Saw Blades	13
Bi-Metal Hole Saws With Hexagon Shank	14



DECORATING CUTTING SAWS

Carbide Tipped Hole Cutters Series	15
Premium Carbide Tipped Hole Cutters	16
Oscillating Saws Blades	17-18
Diamond Hole Saws / Drill Bits	19-20
Carbide Grit Hole Saws	21-22



WOODWORKING SAWS

TCT Tungsten Carbide Tipped Hole Saws	23
Carbon Steel Hole Saws	24
Nested Carbon Steel Hole Saws	25
PVC Saws	26
Hand Saws	27-28
Wall Board Saws	29
Pulling Saws	29
Coping Saw Frames And Junior Saw Blades	30
Exchangeable Saws Set	31



GARDENING SAWS


Bow Saws	32
Curve Pruning Saws	33-34
Pruning Saws	35
Tree Pole Pruner	36-37
Foldable Saws	38-39



Surgical Saws Blades And Drills

Surgical Replacement Saw Blades (Stryker)	40
Surgical Replacement Saw Blades (Linvatec / Hall)	40
Surgical Replacement Blades (AO Synthes)	40
Surgical Twist Drills	40

Hacksaw Blades










Item No.	Material	mm	Inch	TPI
KW02-0214	High speed steel (H.S.S) Bi-metal	250mm	10"	14
KW02-0218				18
KW02-0224				24
KW02-0232				32
KW02-0314		300mm	12"	14
KW02-0318				18
KW02-0324				24
KW02-0332				32
KW02-0014	High speed steel (H.S.S) All hard	250mm	10"	14
KW02-0018				18
KW02-0024				24
KW02-0032				32
KW02-0114		300mm	12"	14
KW02-0118				18
KW02-0124				24
KW02-0132				32
KW02-0414	High speed steel (H.S.S) Flexible	250mm	10"	14
KW02-0418				18
KW02-0424				24
KW02-0432				32
KW02-0514		300mm	12"	14
KW02-0518				18
KW02-0524				24
KW02-0532				32

Item No.	Material	mm	Inch	TPI
KW02-2414	High carbon steel (SK-4) Flexible	250mm	10"	14
KW02-2418				18
KW02-2424				24
KW02-2432				32
KW02-2514	High carbon steel (SK-4) Flexible	300mm	12"	14
KW02-2518				18
KW02-2524				24
KW02-2532				32





Hacksaw Frames




<p>KW19-0014 - Mini hacksaw</p> <p>Patented locking quick release mechanism. Tool free of changing blade. Adjustable blade length. Ergonomic handle. Easy to use in limited space. Available for 250mm and 300mm blades.</p>	<p>Photo</p> 
<p>KW19-0070 - Solid Hacksaw Frame</p> <p>12" blade length. Plastic handle with rigid one piece steel frame. 100mm (4") cutting depth. Blade tension up to 15,000PSI.</p>	<p>Photo</p> 
<p>Adjustable hacksaw frame KW19-0061 - Die-cast aluminum handle & rectangular tubular KW19-0062 - Die-cast aluminum handle & oval tubular</p> <p>Great design for superior tensile strength. Available for 250mm and 300mm blades. Tubular: Available in chrome plated and powder coated. Tension 20,000 PSI.</p>	<p>Photo</p> 
<p>KW19-0001 - High tension hacksaw frame</p> <p>Chrome plated tubular frame. Die-cast aluminum handle. Mounting pins for 45° and 90° flush cutting. Available for 250mm and 300mm blades. High tension 30,000 PSI.</p>	<p>Photo</p> 
<p>KW19-0071- High tension hacksaw frame</p> <p>12" blade length. Aluminum D shape guard to protect hands & knuckles. 120mm (4-3/4") cutting depth. Blade tension up to 30,000PSI.</p>	<p>Photo</p> 
<p>KW19-0030 - Heavy duty hacksaw frame</p> <p>Chrome pated tubular frame. Die-cast aluminum handle with TPR non-slip grip. Front grip for increased comfort and control during use. Mounting pins for 45° and 90° flush cutting. Available for 300mm blade only. High tension 30,000 PSI.</p>	<p>Photo</p> 
<p>KW19-0031 - Professional hacksaw frame</p> <p>Fully adjustable tension mechanism holds blade up to 35,700 PSI. Single thumb-dial adjustable tension mechanism for easy adjustment. Professional quick-release lever allows for fast blade change. Ergonomically handle designed with front thumb soft grip to give better control. 45° and 90° cutting angles for added flexibility of cutting needs.</p>	<p>Photo</p> 

Reciprocating Saw Blades




- **Efficient cutting**
Optimized for specific applications.
- **Durable construction**
Shatter resistant, bi-metal design provides the flexibility and durability that single-metal blades can't achieve.
- Multi-application for metal cutting and wood cutting.
- TPI is available on 3T, 6T, 10T, 14T, 18T, 24T,
5/8T, 6/10T, 8/10T, 10/14T, 14/18T



Bi-metal material

Item No.			Length x Width x Thickness	
Straight 	Slope 	Taper 	mm	Inch
KW03-7001	--	--	100 x 19 x 0.9	4" x 3/4" x 0.035"
KW03-7011	--	--	100 x 19 x 1.3	4" x 3/4" x 0.05"
KW03-7002	KW03-7101	KW03-7201	150 x 19 x 0.9	6" x 3/4" x 0.035"
KW03-7012	KW03-7111	KW03-7211	150 x 19 x 1.3	6" x 3/4" x 0.05"
KW03-7003	KW03-7102	KW03-7202	200 x 19 x 0.9	8" x 3/4" x 0.035"
KW03-7013	KW03-7112	KW03-7212	200 x 19 x 1.3	8" x 3/4" x 0.05"
KW03-7004	KW03-7103	KW03-7203	228 x 19 x 0.9	9" x 3/4" x 0.035"
KW03-7014	KW03-7113	KW03-7213	228 x 19 x 1.3	9" x 3/4" x 0.05"
KW03-7005	KW03-7104	KW03-7204	250 x 19 x 0.9	10" x 3/4" x 0.035"
KW03-7015	KW03-7114	KW03-7214	250 x 19 x 1.3	10" x 3/4" x 0.05"
KW03-7006	KW03-7105	KW03-7205	300 x 19 x 0.9	12" x 3/4" x 0.035"
KW03-7016	KW03-7115	KW03-7215	300 x 19 x 1.3	12" x 3/4" x 0.05"

Demolition




Item No.			Length x Width x Thickness	
Straight 	Slope 	Taper 	mm	Inch
KW03-7401	KW03-7501	KW03-7601	150 x 22 x 1.57	6" x 7/8" x 0.062"
KW03-7402	KW03-7502	KW03-7602	228 x 22 x 1.57	9" x 7/8" x 0.062"
KW03-7403	KW03-7503	KW03-7603	300 x 22 x 1.57	12" x 7/8" x 0.062"





Reciprocating Saw Blades

High carbon steel (HCS) material



































Item No.			Length x Width x Thickness	
Straight 	Slope 	Taper 	mm	Inch
KW03-7701	KW03-7801	KW03-7901	150 x 19 x 1.0	6" x 3/4" x 0.04"
KW03-7702	KW03-7802	KW03-7902	150 x 19 x 1.3	6" x 3/4" x 0.05"
KW03-7703	KW03-7803	KW03-7903	150 x 19 x 1.4	6" x 3/4" x 0.055"
KW03-7704	KW03-7804	KW03-7904	200 x 19 x 1.4	8" x 3/4" x 0.055"
KW03-7705	KW03-7805	KW03-7905	228 x 19 x 1.0	9" x 3/4" x 0.04"
KW03-7706	KW03-7806	KW03-7906	228 x 19 x 1.3	9" x 3/4" x 0.05"
KW03-7707	KW03-7807	KW03-7907	228 x 19 x 1.4	9" x 3/4" x 0.055"
KW03-7708	KW03-7808	KW03-7908	228 x 19 x 1.2	9.5" x 3/4" x 0.047"

Application

3T	Fast cutting thick wood with nail inside.
6T	For plastic board and tube both way cutting. Fast cutting wood, plywood, plastic and non-ferrous metal, wood with nail inside.
10T	Wood with nail inside, plywood & plastic tube, carbon steel, stainless steel. 1/8"-1/4"(3.2mm-6.35mm). Non metal 1/8"-1/2"(3.2mm-12.7mm).
14T	For cutting wood <3/4"(19mm). Metal tube 3/32"-5/16"(2.4mm-8mm). Structural steel, stainless steel 3/32"-1/4"(2.4mm-6.35mm). Non metal 3/32"-3/8"(2.4mm-9.5mm).
18T	For cutting metal 1/16"-1/8"(1.6mm-3.175mm). Structural steel, pipe, stain steel 1/16"-3/16"(1.6mm-4.8mm). Non metal 1/16"-5/16"(1.6mm-8mm).
24T	For all metal in thickness less than 1/8"(3.1mm). Pipe, tube.
8/10T	For Wood cutting, Tube, Thick metal, Carbon steel, Non metal, fire and rescue.
10/14T	For wood cutting, wood with nail inside, tube, thick metal, Carbon steel, Non metal, fire and rescue.
14/18T	For wood cutting, wood with nail inside, tube, thick metal, Carbon steel, Non metal, fire and rescue.

Jig Saw Blades

Bosch style (T Shank)















Shape	Tooth Length	Item No.	Description	Application
	TPI	Bosch No.		
 H.S.S wavy set thickness 1mm	(50mm) 2"	KW03-0001	Mild steel, non-ferrous metals, aluminium up to 2mm, sheet metal <1mm.	
	32T	T118G		
 H.S.S wavy set thickness 1mm	(50mm) 2"	KW03-0002	Mild steel, non-ferrous metals and aluminum 1.5-4mm.	
	24T	T118A		
 H.S.S wavy set thickness 1mm	(50mm) 2"	KW03-0003	Mild steel, up to 3mm, non-ferrous metals and aluminum 3-10mm.	
	12T	T118B		
 H.S.S wavy set thickness 1mm	(75mm) 3"	KW03-0004	Mild steel 3-6mm, non-ferrous metals, aluminium 3-15mm, lead and tin up to 20mm.	
	8T	T127D		
 H.S.S wavy set thickness 1mm	(100mm) 4"	KW03-0005	Straight, fine cuts in soft steel 3-6 mm, non-ferrous metal, aluminum, aluminum alloys 3-10mm.	
	24T	T318A		
 H.S.S wavy set thickness 1mm	(100mm) 4"	KW03-0006	Curve cutting; fine cuts in plastic, aluminum, non-ferrous metal < 3-10mm, steel < 3-10mm.	
	12T	T318B		
Shape	Tooth Length	Item No.	Description	Application
	TPI	Bosch No.		
 Bi-metal wavy set thickness 1mm	(50mm) 2"	KW03-0006	Straight, fine cuts in soft steel, non-ferrous metal, sheet metal < 1.5-4mm.	
	24T	T118AF		
 Bi-metal ground and tapered thickness 1.3mm	(75mm) 3"	KW03-0107	Quick, fine cuts in hardwood, soft wood and plywood, blackboard, plastic (incl. fiberglass reinforced) < 30mm.	
	10T	T101BF		
 Bi-metal ground and tapered thickness 1.3mm	(75mm) 3"	KW03-0109	Splinter-free cuts with down cutting teeth in hardwood, softwood and plywood, blackboard, plastic (incl. fiberglass reinforced) < 30mm	
	10T	T101BRF		
 H.C.S wavy set thickness 1mm	(50mm) 2"	KW03-0301	Tight curve cuts, hardwood, softwood, plywood, chipboard, plastic and perspex, insulation material < 20mm.	
	12T	T119BO		
 H.C.S wavy setting thickness 1.3mm	(120mm) 4-3/4"	KW03-0302	Fast cutting blade in wood < 100mm.	
	6T	T344D		
 H.C.S wavy set thickness 1mm	(75mm) 3"	KW03-0303	Coarse cut in hardwood, softwood, plastic < 60mm.	
	9T	T111C		
 H.C.S ground and side set thickness 1.3mm	(75mm) 3"	KW03-0304	Quick cutting blade in hard and soft woods, plastic up to 60mm, cutting depth double lug shank < 40mm.	
	6T	T144D		
 H.C.S ground and side set thickness 1.3mm	(75mm) 3"	KW03-0305	Curve cutting blade for hard and soft woods up to 60mm, Chipboard < 60mm.	
	6T	T244D		
 H.C.S ground and tapered thickness 1.3mm	(75mm) 3"	KW03-0306	Clean cutting blade for hard and soft woods, plywood, blockboard, plastic < 30mm.	
	10T	T101B		
 H.C.S ground and tapered thickness 1.3mm	(75mm) 3"	KW03-0307	Splinter-free cutting (down cutting teeth) in hard and soft woods, plywood, laminated, chip-boards, plastic up to 30mm.	
	6T	T101D		
 H.C.S ground and tapered thickness 1.3mm	(75mm) 3"	KW03-0308	Fast, coarse cutting blade in wood, plastic < 30mm.	
	12T	T101BR		



















Jig Saw Blades


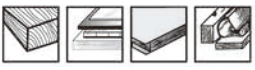
























Bosch style (T Shank)

Shape	Tooth Length		Description	Application
	TPI	Bosch No.		
 H.C.S ground and side set thickness 1.5mm	(75mm) 3"	KW03-0309	Curve cutting blade for hard and soft woods up to 60mm, chipboard < 60mm.	
	6T	T244DR1		
 H.C.S ground and tapered thickness 1.5mm	(75mm) 3"	KW03-0310	Curve cutting blade for hard and soft woods up to 60mm, chipboard < 60mm.	
	7T	T244DR1		
 H.C.S ground and side set thickness 1.3mm	(75mm) 3"	KW03-0311	Quick cutting blade in hard and soft woods, plastic up to 60mm.	
	6T	T144DR		
 H.C.S ground and tapered thickness 1.3mm	(75mm) 3"	KW03-0312	Clean parallel cuts in hard wood, softwood, blockboard, plywood, chipboard, plastic < 60mm.	
	8.5T	T101B		
 H.C.S ground and tapered thickness 1.3mm	(75mm) 3"	KW03-0313	Clean cutting blade for hardwood, soft woods, plywood, blockboard, plastic < 30mm.	
	12T	T101B		
 Coarse filing effect in abrasive materials < 15mm.	(50mm) 2"	KW03-0401	Coarse filing effect in abrasive materials < 15mm.	
	Grit 30	T130RIFF		
 Tungsten carbide coated	(50mm) 2"	KW03-0402	Coarse filing effect in abrasive materials < 10mm.	
	Grit 50	T150RIFF		

B&D style (U Shank)

Shape	Tooth Length		Description	Application
	TPI	Bosch No.		
 H.S.S wavy set thickness 1mm	(66mm) 2-3/5"	KW03-1001	Straight, fine cuts in soft steel, non-ferrous metal, aluminium, aluminium alloys < 1.5-4mm, acrylic glass < 1.5-3mm.	
	24T	U118A		
 H.S.S wavy set thickness 1mm	(66mm) 2-3/5"	KW03-1002	Straight, fine cut in soft steel, aluminium, non-ferrous metal < 2.0mm, sheet metal (saw through wooden support) < 1mm.	
	32T	U118G		
 H.S.S wavy set thickness 1mm	(66mm) 2-3/5"	KW03-1003	Straight, fine cuts in soft steel < 3-6mm, non-ferrous metal, aluminium, aluminium alloys < 3-10mm.	
	12T	U118B		
 H.S.S wavy set thickness 1mm	(50mm) 2"	KW03-1004	Straight, fine cuts in soft steel, non-ferrous metal, aluminium, aluminium alloys < 1.5-4mm, acrylic glass < 1.5-3mm.	
	24T	U118A		
 H.S.S wavy set thickness 1mm	(50mm) 2"	KW03-1005	Straight, fine cuts in soft steel < 3-6mm, non-ferrous metal, aluminium, aluminium alloys < 3-10mm.	
	12T	U118B		
 H.S.S wavy set thickness 1.3mm	(75mm) 3"	KW03-1006	Straight, fine cuts in soft steel, non-ferrous metal, aluminium < 10mm, perspex.	
	12T			
 H.S.S wavy set thickness 1.3mm	(75mm) 3"	KW03-1007	Straight, fine cuts in soft steel, non-ferrous metal, aluminium < 20mm, perspex.	
	10T			

B&D Style (U Shank)

Shape	Tooth Length	Item No.	Description	Application
	TPI	Bosch No.		
 Bi-metal ground and side set thickness 1.3mm	(75mm) 3"	KW03-1103	Fast, coarse cuts in hardwood, softwood, chipboard, blockboard < 60mm.	
	6T	U144DF		
 Bi-metal ground and side set thickness 1.3mm	(75mm) 3"	KW03-1104	Fast, coarse cuts in hardwood, softwood, chipboard, blockboard < 60mm.	
	10T	U101BF		
 H.C.S wavy set thickness 1mm	(50mm) 2"	KW03-1300	Hardwood, soft woods, plywood, chip-boards up to 30mm.	
	10T	U119B		
 H.C.S wavy set thickness 1mm	(75mm) 3"	KW03-1302	Coarse cutting in hardwood, softwood, plastic < 50mm.	
	8T	U111C		
 H.C.S wavy set thickness 1mm	(50mm) 2"	KW03-1303	Tight curve cuts for hardwood, softwood, plywood, chipboard, plastic and perspex, insulation material < 20mm.	
	12T	U19BO		
 H.C.S wavy set thickness 1mm	(75mm) 3"	KW03-1304	Quick cutting blade in hard and soft woods, plastic < 50mm.	
	6T	U111D		
 H.C.S ground and side set thickness 1.3mm	(75mm) 3"	KW03-1305	Hard and soft woods, chip-boards up to 60mm, for curved cuts.	
	6T	U144D		
 H.C.S wavy set thickness 1.3mm	(100mm) 4"	KW03-1306	Fast, coarse cutting blade in wood, plastic < 100mm.	
	6T	U344D		
 H.C.S ground and tapered thickness 1.3mm	(75mm) 3"	KW03-1307	Hard and soft woods, plywood, chip- boards up to 20mm clean cutting.	
	12T	U101B		
 H.C.S ground and tapered thickness 1.3mm	(75mm) 3"	KW03-1310	Clean cutting blade for hard and soft woods, plywood, blockboard, plastic < 30mm.	
	10T	U101B		
 H.C.S ground and tapered thickness 1.3mm	(75mm) 3"	KW03-1311	Splinter-free cutting (down cutting teeth) in hard and soft woods, plywood, laminated chipboard, plastic < 30mm.	
	6T	U101D		
 H.C.S ground and tapered thickness 1.3mm	(82mm) 3"	KW03-1312	Clean parallel cuts in hard wood, softwood, blockboard, plywood, chipboard, plastic < 60mm.	
	8.5T	U301CD		
 H.C.S ground and side set thickness 1.3mm	(75mm) 3"	KW03-0311	Reverse teeth for carved cut hardwood, softwood, chipboard cutting < 60mm.	
	7T	U244DR		

B&D Style (U Shank)

Shape	Tooth Length	Item No.	Description	Application
	TPI	Bosch No.		
 Tungsten carbide grit coated	(54mm) 2"	KW03-1401	Coarse filing effect in abrasive materials < 15mm.	
	Grit30	U30RIFF		





Bi-Metal Hole Saws

- Cuts through various types of steel sheet, pipes, hardwood, plywood and plastic.
- 4/6T variable pitch positive rake teeth.
- Low vibration design in cutting.



Cutting Depth 38mm Item No.	Cutting Depth 47mm Item No.	Diameter	
		mm	Inch
KW04-1014	KW04-5014	14	9/16"
KW04-1016	KW04-5016	16	5/8"
KW04-1017	KW04-5017	17	11/16"
KW04-1019	KW04-5019	19	3/4"
KW04-1020	KW04-5020	20	25/32"
KW04-1021	KW04-5021	21	13/16"
KW04-1022	KW04-5022	22	7/8"
KW04-1024	KW04-5024	24	15/16"
KW04-1025	KW04-5025	25	1"
KW04-1027	KW04-5027	27	1-1/16"
KW04-1028	KW04-5028	28	
KW04-1029	KW04-5029	29	1-1/8"
KW04-1030	KW04-5030	30	1-3/16"
KW04-1032	KW04-5032	32	1-1/4"
KW04-1035	KW04-5035	35	1-3/8"
KW04-1038	KW04-5038	38	1-1/2"
KW04-1040	KW04-5040	40	1-9/16"
KW04-1041	KW04-5041	41	1-5/8"
KW04-1044	KW04-5044	44	1-3/4"
KW04-1046	KW04-5046	46	1-13/16"
KW04-1048	KW04-5048	48	1-7/8"
KW04-1051	KW04-5051	51	2"
KW04-1054	KW04-5054	54	2-1/8"
KW04-1057	KW04-5057	57	2-1/4"
KW04-1060	KW04-5060	60	2-3/8"
KW04-1064	KW04-5064	64	2-1/2"
KW04-1065	KW04-5065	65	2-9/16"
KW04-1067	KW04-5067	67	2-5/8"

Cutting Depth 38mm Item No.	Cutting Depth 47mm Item No.	Diameter	
		mm	Inch
KW04-1068	KW04-5068	68	2-11/16"
KW04-1070	KW04-5070	70	2-3/4"
KW04-1073	KW04-5073	73	2-7/8"
KW04-1076	KW04-5076	76	3"
KW04-1079	KW04-5079	79	3-1/8"
KW04-1083	KW04-5083	83	3-1/4"
KW04-1086	KW04-5086	86	3-3/8"
KW04-1089	KW04-5089	89	3-1/2"
KW04-1092	KW04-5092	92	3-5/8"
KW04-1095	KW04-5095	95	3-3/4"
KW04-1098	KW04-5098	98	3-7/8"
KW04-1102	KW04-5102	102	4"
KW04-1105	KW04-5105	105	4-1/8"
KW04-1108	KW04-5108	108	4-1/4"
KW04-1111	KW04-5111	111	4-3/8"
KW04-1114	KW04-5114	114	4-1/2"
KW04-1121	KW04-5121	121	4-3/4"
KW04-1127	KW04-5127	127	5"
KW04-1133	KW04-5133	133	5-1/4"
KW04-1140	KW04-5140	140	5-1/2"
KW04-1146	KW04-5146	146	5-3/4"
KW04-1152	KW04-5152	152	6"
KW04-1160	KW04-5160	160	6-5/16"
KW04-1162	KW04-5162	162	6-3/8"
KW04-1168	KW04-5168	168	6-5/8"
KW04-1175	KW04-5175	175	6-7/8"
KW04-1177	KW04-5177	177	6-31/32"
KW04-1210	KW04-5210	210	8-9/32"

Bi-Metal Hole Saw Kits

For diverse professional trades



KW04-9107

Mini kit with 7pcs
 7/8"(22mm), 1"(25mm), 1-1/4"(32mm),
 1-3/8"(35mm), 1-1/2"(38mm)
 Arbor: KW04-9001
 Adapter: KW04-9080



KW04-9108

Electricians kit with 9pcs
 7/8"(22mm), 1-1/8"(29mm), 1-3/8"(35mm),
 1-3/4"(44mm), 2"(51mm), 2-1/2"(64mm)
 Arbor: KW04-9001, KW04-9002
 Hex key: KW04-9081



KW04-9109

Plumbers kit with 9pcs
 3/4"(19mm), 7/8"(22mm), 1-1/8"(29mm), 1-1/2"(38mm),
 1-3/4"(44mm), 2-1/4"(57mm)
 Arbor: KW04-9002, KW04-9006
 Hex key: KW04-9081



KW04-9111

Locksmiths kit with 11pcs
 3/4"(19mm), 7/8"(22mm), 1"(25mm), 1-3/8"(35mm),
 1-1/2"(38mm), 1-5/8"(41mm), 1-3/4"(44mm), 2-1/8"(54mm)
 Arbor: KW04-9001, KW04-9002
 Hex key: KW04-9081



KW04-9112

Plumbers and electricians kit with 12pcs
 3/4"(19mm), 7/8"(22mm), 1-1/8"(29mm),
 1-3/8"(35mm), 1-1/2"(38mm), 1-3/4"(44mm),
 2"(51mm), 2-1/4"(57mm), 2-1/2"(64mm)
 Arbor: KW04-9002, KW04-9006
 Hex key: KW04-9081





KW04-9114

Combination kit with 14pcs

3/4"(19mm), 7/8"(22mm), 1"(25mm),
1-1/4"(32mm), 1-3/8"(35mm), 1-1/2"(38mm),
1-3/4"(44mm), 2"(51mm), 2-1/4"(57mm),
2-1/2"(64mm) & 3"(76mm)

Arbor: KW04-9001, KW04-9002

Hex key: KW04-9081



KW04-9116

Master electrical kit with 16pcs

7/8"(22mm), 1-1/8"(29mm), 1-3/8"(35mm),
1-1/2"(38mm), 1-3/4"(44mm), 2"(51mm),
2-1/2"(64mm), 3"(76mm), 3-5/8"(92mm),
4-1/8"(105mm), 4-1/2"(114mm)

Arbor: KW04-9001, KW04-9002, KW04-9009

Extension bar: KW04-9091

Hex key: KW04-9081



KW04-9120


Industrial kit with 20pcs

3/4"(19mm), 7/8"(22mm), 1-1/8"(29mm),
1-3/8"(35mm), 1-1/2"(38mm), 1-3/4"(44mm)
2"(51mm), 2-1/4"(57mm), 2-1/2"(64mm),
3"(76mm), 3-1/4"(83mm), 3-5/8"(92mm),
3-3/4"(95mm), 4-1/8"(105mm), 4-1/2"(114mm)

Arbor: KW04-9001, KW04-9002, KW04-9009

Extension bar: KW04-9091

Hex key: KW04-9081



KW04-9136

Display kit with 36pcs

5/8"(16mm), 3/4"(19mm), 7/8"(22mm), 1"(25mm),
1-1/8"(29mm), 1-1/4"(32mm), 1-1/2"(38mm),
1-5/8"(41mm), 1-11/16"(43mm), 1-3/4"(44mm),
1-7/8"(48mm), 2"(51mm), 2-1/8"(54mm), 2-1/4"(57mm),
2-3/8"(60mm), 2-1/2"(64mm), 2-5/8"(67mm)
2-3/4"(70mm), 3"(76mm), 3-1/2"(89mm), 3-5/8"(92mm),
3-3/4"(95mm), 4"(102mm), 4-1/8"(105mm), 4-1/2"(114mm)

Arbor: KW04-9001, KW04-9002, KW04-9005, KW04-9006

KW04-9007, KW04-9009, KW04-9010


HSS drill: KW04-9083, W04-9084

Extension bar: KW04-9091

Adapter: KW04-9080

Arbors and Accessories for Bi-Metal Hole Saws

- **Added durability**
Hardened carbon steel for strength.
- **Starts on contact**
Split point pilot drill for faster penetration and less walking.
- **Locking Arbors**
lock tightly on the hole saw.
eliminate vibrations caused by centrifugal force.




Item No.	Fit Hole Saw	Shank Type	Shank Size		Photo
			mm	Inch	
KW04-9001	9/16"(14mm) to 1-3/16" (30mm) diameter	Triangular	6.35	1/4"	
KW04-9002	1-1/4"(32mm) to 6" (152mm) diameter	Hex	11 9.5	7/16" 3/8"	
KW04-9005	9/16"(14mm) to 1-3/16" (30mm) diameter	Hex	8	5/16"	
KW04-9006	9/16"(14mm) to 1-3/16" (30mm) diameter	Hex	11 9.5	7/16" 3/8"	
KW04-9007	1-1/4"(32mm) to 6" (152mm) diameter	Hex	11 9.5	7/16" 3/8"	
KW04-9009	9/16"(14mm) to 1-3/16" (30mm) diameter	SDS design	10	--	
KW04-9010	1-1/4"(32mm) to 6" (152mm) diameter	SDS design	10	--	
KW04-9013	9/16"(14mm) to 1-3/16" (30mm) diameter	Hex	9.5	3/8"	
KW04-9029	1-1/4"(32mm) to 6" (152mm) diameter	Hex	11	7/16"	
KW04-9030	Two threads 1/2" & 5/8" are available for 9/16" to 1-3/16" hole saw & 1-1/4" to 8-9/32" hole saw respectively	Hex	9.5	3/8"	





Arbors and Accessories for Bi-Metal Hole Saws

- Less vibration & stable cutting than traditional arbor.



Item No.	Fit Hole Saw	Shank Type	Shank Size		Photo
			mm	Inch	
KW04-9101	9/16"(14mm) to 1-3/16" (30mm) diameter	Hex	11 9.5	7/16" 3/8"	
KW04-9102	1-1/4"(32mm) to 6" (152mm) diameter	Hex	11 9.5	7/16" 3/8"	

Item No.	Description	Photo
KW04-9080	Adapter for arbors KW04-9001/9005/9006	
KW04-9081	Hex key wrench for any arbors	
KW04-9083	1/4" x 81mm HSS pilot drill	
KW04-9084	1/4" x 102mm HSS pilot drill	
KW04-9091	12" extension bar for hex shank 7/16" (11mm) arbors	
KW04-9092	Spring	

Bi-Metal Air Saw Blade

- Features:
 - High tooth hardness and shock resistance
 - HSS with Cobalt is also available.
- Applications:
 1. Ideal for Pneumatic Machine cutting applications in Automotive repair and sheet metal cutting.
 2. Also for cutting wood, plastic, and most metals including unhardened tool steel and stainless steel.



Item No.	Length	Thickness	TPI
KW03-K11	70mm	0.6mm	18
KW03-K08	70mm	0.6mm	24
KW03-K09	70mm	0.6mm	32
KW03-K26	74mm	0.6mm	18
KW03-K27	74mm	0.6mm	24
KW03-K28	74mm	0.6mm	32
KW03-K12	80mm	0.6mm	18
KW03-K65	80mm	0.6mm	24
KW03-K57	80mm	0.6mm	32
KW03-K55	90mm	0.6mm	18
KW03-K56	90mm	0.6mm	24
KW03-K51	90mm	0.6mm	32
KW03-K35	92mm	0.6mm	18
KW03-K48	92mm	0.6mm	24
KW03-K49	92mm	0.6mm	32
KW03-K60	93mm	0.6mm	18
KW03-K59	93mm	0.6mm	24
KW03-K58	93mm	0.6mm	32
KW03-K14	97mm	0.6mm	18
KW03-K13	97mm	0.6mm	24
KW03-K47	97mm	0.6mm	32
KW03-K50	100mm	0.6mm	18
KW03-K54	100mm	0.6mm	24
KW03-K23	100mm	0.6mm	32
KW03-K06	101mm	0.6mm	18
KW03-K15	101mm	0.6mm	24
KW03-K07	101mm	0.6mm	32





Bi-Metal Hole Saws with Hexagon Shank

- With 0.6mm thin cutting edge gives less vibration during cutting.
- HSS cutting edge with spring steel backing brazed by electron beam gives excellent cutting performance than regular solid HSS hole saw.
- Suitable for hole making on the plate of steel, stainless steel and aluminum.



Item No.	Diameter(mm)
KW04-8012	12
KW04-8013	13
KW04-8014	14
KW04-8015	15
KW04-8016	16
KW04-8017	17
KW04-8018	18
KW04-8019	19
KW04-8020	20
KW04-8021	21
KW04-8022	22
KW04-8023	23
KW04-8024	24
KW04-8025	25

Item No.	Diameter(mm)
KW04-8026	26
KW04-8027	27
KW04-8028	28
KW04-8029	29
KW04-8030	30
KW04-8031	31
KW04-8032	32
KW04-8033	33
KW04-8034	34
KW04-8035	35
KW04-8036	36
KW04-8037	37
KW04-8038	38



Carbide Tipped Hole Cutters Series

- Unique flange stopper to prevent over drilling.
- Application for cutting stainless steel, steel plate, I-beam and cast steel.
- Two types cutting depth are available: 5mm shallow type and 15mm deep type.




Shallow Type Cutting thickness 5mm Item No.	Deep Type Cutting thickness less than 15mm Item No.	Diameter	
		mm	Inch
KW05-2016	KW05-4016	16	5/8"
KW05-2019	KW05-4019	19	3/4"
KW05-2022	KW05-4022	22	7/8"
KW05-2025	KW05-4025	25	1"
KW05-2029	KW05-4029	29	1-1/8"
KW05-2032	KW05-4032	32	1-1/4"
KW05-2035	KW05-4035	35	1-3/8"
KW05-2038	KW05-4038	38	1-1/2"
KW05-2041	KW05-4041	41	1-5/8"
KW05-2044	KW05-4044	44	1-3/4"
KW05-2048	KW05-4048	48	1-7/8"
KW05-2051	KW05-4051	51	2"
KW05-2054	KW05-4054	54	2-1/8"
KW05-2057	KW05-4057	57	2-1/4"
KW05-2060	KW05-4060	60	2-3/8"
KW05-2063	KW05-4063	63	2-1/2"
KW05-2067	KW05-4067	67	2-5/8"
KW05-2070	KW05-4070	70	2-3/4"
KW05-2073	KW05-4073	73	2-7/8"
KW05-2076	KW05-4076	76	3"
KW05-2079	KW05-4079	79	3-1/8"





Premium Carbide Tipped Hole Cutters

- Durable and impact resistant
- Shatterproof Carbide teeth
- No flange stop helps to drill thoroughly
- Produce burr-free holes







Item No.	Diameter	
	mm	Inch
KW05-B014	9/16"	14mm
KW05-B019	3/4"	19mm
KW05-B021	13/16"	21mm
KW05-B022	7/8"	22mm
KW05-B025	1"	25mm
KW05-B029	1-1/8"	29mm
KW05-B031	1-7/32"	31mm
KW05-B032	1-1/4"	32mm
KW05-B035	1-3/8"	35mm
KW05-B038	1-1/2"	38mm
KW05-B041	1-5/8"	41mm
KW05-B044	1-3/4"	44mm
KW05-B051	2"	51mm
KW05-B054	2-1/8"	54mm
KW05-B057	2-1/4"	57mm
KW05-B060	2-3/8"	60mm
KW05-B064	2-1/2"	64mm
KW05-B067	2-5/8"	67mm
KW05-B073	2-7/8"	73mm
KW05-B076	3"	76mm
KW05-B089	3-1/2"	89mm
KW05-B092	3-5/8"	92mm
KW05-B102	4"	102mm

Oscillating Saw Blades

- Universal shank Multi-Tool saw blades fit all major brands: Bosch, Dewalt, Dremel, Makita, Milwaukee, Ridgid, Rockwell.
- Stepped shape for easily saw flush to the floor or wall.
- Plunge the blade into wood, nail embedded wood, plastics, plasterboard and soft metal at any point.
- Bi-metal saw blades offer excellent durability.



Material	TPI	Length x Width x Thickness (mm)	Item No.	Application	Standard Shank
Bi-Metal	18T	42.5X9.5X0.6	KW47-11101	wood \ wood with nails \ PVC \ calcium silicate board \ ductile iron	
		42.5X19X0.6	KW47-11102		
		54.5X28.25X0.6	KW47-11103		
		42.5X32.5X0.6	KW47-11104		
		54.5X44.5X0.6	KW47-11105		
		42.5X65X0.6	KW47-11106		
CS	14T	54.5X44.5X0.6	KW47-13101	wood \ PVC \ calcium silicate board	
		42.5X65X0.6	KW47-13102		
		42.5X32.5X0.6	KW47-13201		
	42.5X65X0.6	KW47-13202			
		24.5X52X0.6	KW47-13303	glue \ paint \ sealant	
Material	Teeth	Φ X Thickness(mm)	Item No.	Application	
HSS	180	Φ 80 X0.8	KW47-22101	metal	
	180	Φ 63.5 X0.8	KW47-22102		
Material	TPI	Length x Width x Thickness (mm)	Item No.	Application	Quick Change Shank
Bi-Metal	18T	42.5X9.5X0.6	KW47-11107	wood \ wood with nails \ PVC \ calcium silicate board \ ductile iron	
		42.5X19X0.6	KW47-11108		
		54.5X28.25X0.6	KW47-11109		
		42.5X32.5X0.6	KW47-11110		
		54.5X44.5X0.6	KW47-11111		
		42.5X65X0.6	KW47-11112		
CS	14T	54.5X44.5X0.6	KW47-13203	wood \ PVC \ calcium silicate board	
		42.5X65X0.6	KW47-13204		
		42.5X32.5X0.6	KW47-13103		
	42.5X65X0.6	KW47-13104			
		24.5X52X0.6	KW47-13304	glue \ paint \ sealant	





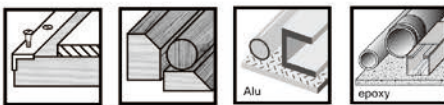
Oscillating Saw Blades

* Test Report - Durability

Excellent Durability



METAL Bi-metal
Bi-metal Steel Blades For Metal



WOOD CS
Carbon Steel Blades For Wood



SCRAPE CS
Carbon Steel Scrape Blade



KW47-11109



KW47-11111



KW47-13204



KW47-13203



KW47-13304

Diamond Hole Saws

- British technology.
- Patented automatic core ejection.
- Patented reverse spiral lubrication system.
- New patented diamond coating producing an exceptional fine finish.
- Precise graded diamonds with a new metal / diamond bond for faster cutting, longer lifetime and much less vibration.
- D-Power products are used on cutting for hard tile, artificial granite, granite, porcelain, porcelain stoneware, marble, terra cotta ceramic, glazed ceramic, quartz brick, glass and porcelain tile.



Item No.	Diameter	
	mm	Inch
KW25-119	19mm	3/4"
KW25-122	22mm	7/8"
KW25-125	25mm	1"
KW25-129	29mm	1-1/8"
KW25-132	32mm	1-1/4"
KW25-135	35mm	1-3/8"
KW25-138	38mm	1-1/2"
KW25-144	44mm	1-3/4"
KW25-151	51mm	2"
KW25-164	64mm	2-1/2"
KW25-176	76mm	3"
KW25-192	92mm	3-5/8"
KW25-1A2	102mm	4"
KW25-1A5	105mm	4-1/8"





Diamond Drill Bits



Item No.	Diameter	
	mm	Inch
KW25-205	5mm	3/16"
KW25-206	6mm	--
KW25-2C6	6.5mm	1/4"
KW25-207	7mm	9/32"
KW25-208	8mm	5/16"
KW25-2C8	9.5mm	3/8"
KW25-210	10mm	3/8"
KW25-212	12mm	--
KW25-2C1	12.7mm	1/2"
KW25-215	15mm	5/8"
KW25-220	20mm	25/32"
KW25-225	25mm	1"

Drilling Instruction



1 Water must be used in whole process to prevent the drill from over heating.



2 Raise the drill to the vertical position and continue drilling.



3 When the hole is completed, the core will be automatically ejected.



4 The hole is accurate with fine finish.

Drilling without water as a lubricant will significantly shorten the product life.



KW25-206



KW25-212



KW25-215



KW25-225

Carbide Grit Hole Saws

- Carbide grit hole saws cut through various types of soft tile, stone, fiberglass, ceramic tile, laminates...etc.
- Clean finish and fast cutting.



- Specification: dia. 16-152mm (5/8" - 6")
 - Cutting depth: 38mm (1-1/2")

Item No.	Diameter	
	mm	Inch
KW26-1016	16	5/8"
KW26-1017	17	11/16"
KW26-1019	19	3/4"
KW26-1020	20	--
KW26-1022	22	7/8"
KW26-1025	25	1"
KW26-1027	27	1-1/16"
KW26-1029	29	1-1/8"
KW26-1030	30	1-3/16"
KW26-1032	32	1-1/4"
KW26-1033	33	--
KW26-1035	35	1-3/8"
KW26-1037	37	--
KW26-1038	38	1-1/2"
KW26-1040	40	1-9/16"

Item No.	Diameter	
	mm	Inch
KW26-1041	41	1-5/8"
KW26-1044	44	1-3/4"
KW26-1048	48	1-7/8"
KW26-1051	51	2"
KW26-1052	52	--
KW26-1054	54	2-1/8"
KW26-1057	57	2-1/4"
KW26-1060	60	2-3/8"
KW26-1064	64	2-1/2"
KW26-1065	65	2-9/16"
KW26-1067	67	2-5/8"
KW26-1070	70	2-3/4"
KW26-1073	73	2-7/8"
KW26-1076	76	3"
KW26-1079	79	3-1/8"







Item No.	Diameter	
	mm	Inch
KW26-1083	83	3-1/4"
KW26-1086	86	3-3/8"
KW26-1089	89	3-1/2"
KW26-1092	92	3-5/8"
KW26-1095	95	3-3/4"
KW26-1098	98	3-7/8"
KW26-1102	102	4"
KW26-1103	103	--
KW26-1105	105	4-1/8"
KW26-1114	114	4-1/2"
KW26-1121	121	4-3/4"
KW26-1127	127	5"
KW26-1140	140	5-1/2"
KW26-1152	152	6"





Item No.	mm	Inch
KW26-4233	33	1-5/16"
KW26-4243	43	1-11/16"
KW26-4253	53	2-1/8"
KW26-4267	67	2-5/8"
KW26-4273	73	2-7/8"
KW26-4283	83	3-1/4"
KW26-4303	103	



Item No.	Accessories	Description	Photo
KW26-4201	Arbors	For KW26-1026 to KW26-1030. Hex shank 7/16"(11mm) with 1/4" x 81mm L. Tungsten drill, fit hole saw 19-30mm.	
KW26-4202		For KW26-1033 to KW26-1152. Hex shank 7/16" (11mm) with 1/4" x 102mm L. Tungsten drill, fit hole saw 32-152mm.	
KW04-9085	Drills	For KW26-4201 to KW26-4202. Dia. 1/4" x 81 mm L. tungsten drill .	
KW04-9086		For KW26-4201 to KW26-4202. Dia. 1/4" x 102 mm L. tungsten drill.	
KW26-4901	Caps	Cap for KW26-4233 to KW26-4303	
KW26-4902		Cap for KW26-4233 to KW26-4283	
KW26-4911	Drills	Hex shank 9mm, carbide tipped pilot drill fit KW26-4901 and KW26-4902	

TCT Tungsten Carbide Tipped Hole Saws

- Multi-purpose TCT carbide tipped hole saws are suitable for construction, installation & DIY use.
- With a cutting depth of 64mm, the hole saws are designed for cutting timber, wood, MDF, plastics, ceramic tiles and abrasive materials.



Item No.	Diameter		Number of Tip
	mm	Inch	
KW27-1016	16	5/8"	1
KW27-1019	19	3/4"	1
KW27-1020	20	25/32"	1
KW27-1022	22	7/8"	1
KW27-1025	25	1"	1
KW27-1027	27	1-1/16"	1
KW27-1029	29	1-1/8"	1
KW27-1030	30	1-3/16"	2
KW27-1032	32	1-1/4"	2
KW27-1035	35	1-3/8"	2
KW27-1038	38	1-1/2"	2
KW27-1040	40	1-9/16"	2
KW27-1041	41	1-5/8"	2
KW27-1044	44	1-3/4"	3
KW27-1048	48	1-7/8"	3
KW27-1051	51	2"	3
KW27-1054	54	2-1/8"	3
KW27-1057	57	2-1/4"	3
KW27-1060	60	2-3/8"	3
KW27-1064	64	2-1/2"	3
KW27-1065	65	2-9/16"	3

Item No.	Diameter		Number of Tip
	mm	Inch	
KW27-1067	67	2-5/8"	3
KW27-1068	68	2-11/16"	3
KW27-1070	70	2-3/4"	3
KW27-1073	73	2-7/8"	3
KW27-1076	76	3"	4
KW27-1079	79	3-1/8"	4
KW27-1083	83	3-1/4"	4
KW27-1086	86	3-3/8"	4
KW27-1089	89	3-1/2"	4
KW27-1092	92	3-5/8"	4
KW27-1095	95	3-3/4"	4
KW27-1102	102	4"	4
KW27-1105	105	4-1/8"	4
KW27-1108	108	4-1/4"	4
KW27-1111	111	4-3/8"	4
KW27-1114	114	4-1/2"	4
KW27-1121	121	4-3/4"	4
KW27-1127	127	5"	4
KW27-1133	133	5-1/4"	4
KW27-1140	140	5-1/2"	4
KW27-1152	152	6"	4





Carbon Steel Hole Saws

Feature

For cutting woods, wall board, plastic and soft metal.
Fits all standard carbon steel mandrels.

- Induction hardened teeth.
- Regular teeth 6TPI.
- Item no. KW74-0xxx for cutting depth 28.5mm.
- Item no. KW74-1xxx for cutting depth 50mm.



Cutting Depth 50mm

Item No.	Length	
	mm	Inch
KW74-1025	1"	25
KW74-1032	1-1/4"	32
KW74-1035	1-3/8"	35
KW74-1038	1-1/2"	38
KW74-1044	1-3/4"	44
KW74-1051	2"	51
KW74-1053	2-3/32"	53
KW74-1054	2-1/8"	54
KW74-1057	2-1/4"	57
KW74-1060	2-3/8"	60
KW74-1064	2-1/2"	64
KW74-1074	2-24/32"	74
KW74-1079	3-1/8"	79
KW74-1083	3-1/4"	83

Cutting Depth 28.5mm

Item No.	Length	
	mm	Inch
KW74-0019	19	3/4"
KW74-0022	22	7/8"
KW74-0025	25	1"
KW74-0029	29	1-1/8"
KW74-0032	32	1-1/4"
KW74-0035	35	1-3/8"
KW74-0038	38	1-1/2"
KW74-0041	41	1-5/8"
KW74-0044	44	1-3/4"
KW74-0048	48	1-7/8"
KW74-0051	51	2"
KW74-0054	54	2-1/8"
KW74-0057	57	2-1/4"
KW74-0060	60	2-3/8"

Item No.	Length	
	mm	Inch
KW74-0064	64	2-1/2"
KW74-0067	67	2-5/8"
KW74-0070	70	2-3/4"
KW74-0073	73	2-7/8"
KW74-0076	76	3"
KW74-0083	83	3-1/4"
KW74-0086	86	3-3/8"
KW74-0089	89	3-1/2"
KW74-0095	95	3-3/4"
KW74-0102	102	4"
KW74-0114	114	4-1/2"
KW74-0127	127	5"
KW74-0140	140	5-1/2"

Arbor for carbon steel hole saw

Item No.	Description
KW74-9001	With 6mm H.C.S Drill Fit under 1-1/8" (29mm) hole saw
KW74-9002	With 6mm H.C.S Drill Fit over 1-1/4" (32mm) hole saw

Carbon steel hole saw set

Item No.	Description	Photo
KW74-9003	3pcs hole saw set 2-1/8" (54mm) Wood bit: 7/8" or 1" (22mm or 25mm) Arbor: KW74-9002	

Item No.	Description	Photo
KW04-9205	5pcs hole saw set 1-1/4" (32mm), 1-1/2" (38mm), 2" (51mm), 2-1/8" (54mm) Arbor: KW74-9002	

Item No.	Description	Photo
KW04-9209	9pcs hole saw set 1" (25mm), 1-1/4" (32mm), 1-1/2" (38mm), 1-3/4" (44mm), 2" (51mm), 2-1/2" (64mm) Arbor: KW74-9001 & KW74-9002 Hex key: KW04-9081	

Item No.	Description	Photo
KW04-9211	11pcs hole saw set 7/8" (22mm), 1" (25mm), 1-1/8" (29mm), 1-3/8" (35mm), 1-1/2" (38mm), 1-3/4" (44mm), 2" (51mm), 2-1/2" (64mm) Arbor: KW74-9001 & KW74-9002 Hex key: KW04-9081	

Nested Carbon Steel Hole Saws



KW84-2570

7pcs hole saw set
Cutting depth: 25mm
Diameter: 25mm, 32mm, 38mm, 45mm,
50mm, 56mm, 62mm
Aluminum die cast base



KW84-3260

6pcs hole saw set
Cutting depth 32mm
Diameter: 25mm, 32mm, 38mm, 44mm,
51mm, 57mm, 64mm
Zinc die cast base



KW84-4030

3pcs hole saw set
Cutting depth 40mm
Diameter: 60mm, 67mm, 74mm
Aluminum die cast base

KW84-2571

7pcs hole saw set
Cutting depth 25mm
Diameter: 25mm, 32mm, 38mm, 45mm,
50mm, 56mm, 62mm
Plastic die cast base



KW84-3850

5pcs hole saw set
Cutting depth 38mm
Diameter: 68mm, 74mm, 80mm,
90mm, 100mm
Aluminum die cast base



KW84-5070

7pcs hole saw set
Cutting depth 50mm
Diameter: 25mm, 32mm, 38mm, 44mm,
51mm, 57mm, 64mm
Aluminum die cast base





PVC Saws

- Suitable for cutting PVC pipe, bamboo, lead pipe, and most wood materials.
- High carbon steel construction.
- Faster cutting and Clean cut.
- Tooth sharpness lasts 3-5 times longer than regular tooth form.
- Quick change PVC Saw with tough ABS handle option and soft rubber handle option with provides comfortable grip.
- Cut larger diameter pipe than hacksaw.

Light-weight and quick change PVC saw

- With 0.6mmx38mm(TxW) saw blade.



Item No.	Length		Blade Shape	TPI	Teeth Finish	Handle
	mm	Inch				
KW29-0165	240	9-1/2"	Straight back	17T	Three side ground and impulse harden teeth	ABS+TPR
KW29-0164	240	9-1/2"	Slope back	17T	Three side ground and impulse harden teeth	ABS+TPR

Quick change PVC saw

- With 0.6mmx38mm(TxW) saw blade.
- One finger push to release and assemble the saw blade.



Item No.	Length		Teeth Finish	Handle
	mm	Inch		
KW15-1243	240	9-1/2"	Three side ground and impulse harden teeth	ABS

Aluminum handle PVC saw

- With 0.9mmx60mm(TxW) saw blade.
- Single screw blade attachment.



Item No.	Length		Teeth Finish	Handle
	mm	Inch		
KW15-1253	300	12"	Filed teeth	Aluminum
KW15-1264	450	18"	Filed teeth	Aluminum

Hand Saws

JETWISE™ Tothing

- Each tooth is individually process by CNC machining.
- Precision diamond ground teeth for razor sharp cutting.
- 3 sharp cutting edges on each tooth which cut wood fiber faster and cleaner.
- Suitable for both rip or cross cut applications.
- Cuts much faster than conventional punched and filed teeth.
- Provides clean and smooth cutting performance.

Impulse Hardening

- Tooth tip is heated by ultra high frequency.
- Designed zone is heated and hardened in a very short time.
- Hardened area is only at cutting edge around each tooth, softer core avoids tooth breakage.
- Above HRC63 (HV780) hardness can be easily achieved.
- Impulse hardened teeth provide longer blade-life, no resharping required.

DUALGRIP™ Handles

- Concerned about the rapid loss of rainforest around the world. K&W has been trying to find a substitute material to educe natural wood usage on saw handle. With ergonomics in mind and computer aided design(CAD), a new series of handle has been developed and is named "DUALGRIP™".
- DURLGRIP™ handle is constructed of one hard material in the core and overmoulded with another soft material whilst the hard material gives the handle strong and durable structure in the core.
- The soft material provided comfortable grip and excellent handling of the saw in either dry or web conditions.





Handle available for A, B, C, D types

DUALGRIP™ ABS+TPR Handles

Item No.	Inch	mm	Tooth Finish
KW06-6014	14"	350	JETWISE™ (Three side sharpened teeth)
KW06-6016	16"	400	
KW06-6018	18"	450	
KW06-6020	20"	500	
KW06-6022	22"	550	
KW06-6024	24"	600	



Wooden Handle

Item No.	Inch	mm	Tooth Finish
KW06-0014	14"	350	Normal teeth
KW06-0016	16"	400	
KW06-0018	18"	450	
KW06-0020	20"	500	
KW06-0022	22"	550	
KW06-0024	24"	600	
KW06-0026	26"	650	

Item No.	Inch	mm	Tooth Finish
KW06-1014	14"	350	Filed teeth
KW06-1016	16"	400	
KW06-1018	18"	450	
KW06-1020	20"	500	
KW06-1022	22"	550	
KW06-1024	24"	600	
KW06-1026	26"	650	



Plastic Handle

Item No.	Inch	mm	Tooth Finish
KW06-2014	14"	350	Normal teeth
KW06-2016	16"	400	
KW06-2018	18"	450	
KW06-2020	20"	500	
KW06-2022	22"	550	
KW06-2024	24"	600	
KW06-2026	26"	650	

Item No.	Inch	mm	Tooth Finish
KW06-3014	14"	350	Filed teeth
KW06-3016	16"	400	
KW06-3018	18"	450	
KW06-3020	20"	500	
KW06-3022	22"	550	
KW06-3024	24"	600	
KW06-3026	26"	650	

Wall Board Saws

- Application for cutting plasterboard, planting work and dry wall.



Item No.	Size (Length x Thick x TPI)	Teeth Finish	Handle
KW14-1001	150mm x 1.8T x 7T	Two side sharpened teeth	ABS+TPR



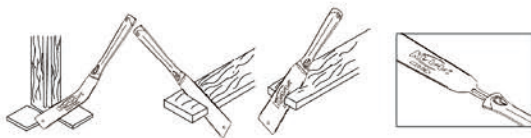
Item No.	Size (Length x Thick x TPI)	Teeth Finish	Handle
KW14-1000	150mm x 1.8T x 6T	Two side sharpened teeth	ABS+TPR



Item No.	Size (Length x Thick x TPI)	Teeth Finish	Handle
KW14-0000	150mm x 1.4T x 7T	Normal teeth	Wooden

Pulling Saws

- Pulling cutting to save energy.
- Thin blade provides accurate cutting.
- Different tooth form on each edge of blade to do both cross and rip cutting.
- Quick change blade to handle assembly.
- Flexible blade for flush and finish cuts.



Item No.	Size (Length x TPI)	Teeth Finish	Handle
KW15-1264	250mm (10") x 17/7T	Three side sharpened teeth	ABS+TPR







Item No.	Size (Length x TPI)	Teeth Finish	Handle
KW15-1265	250mm (10") x 17T	Three side sharpened teeth	ABS+TPR





Coping Saw Frames

- Quality saw with fine high carbon steel blade that provides clean, controllable cutting action.
- Hardwood handle.

Item No.	Length		Depth		Photo
	mm	Inch	mm	Inch	
KW20-0000	165	6-1/2"	115	4-1/2"	
KW20-0004	125	5"	89	3-1/2"	
KW20-0005	125	5"	165	6-1/2"	
KW20-0006	125	5"	300	12"	

Junior Saw Blades

Item No.	Size (Length x Width x Thick)	TPI	Photo
KW21-0018	155 x 6.3 x 0.45mm	18T	
KW21-0024		24T	
KW21-0032		32T	
KW21-0116	170 x 3 x 0.5mm	16T	
KW21-0120		20T	
KW21-0128		28T	
KW21-0210	130 x 3 x 0.5mm	10T	
KW21-0215		15T	
KW21-0220		20T	

Exchangeable Saw Set




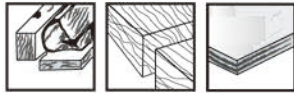

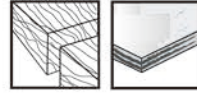




Features

- The handle is made of soft dual materials, durable and outstanding appearance, conforms to the human ergonomic design with wonderful and comfortable touch feeling.
- "5-in-1" combination set one handle with 5 different exchangeable saw blades.
- To meet with different cutting materials, the different saw blades can be easily and fast changed.
- The combination set is with a nylon bag for safety and easy carry purpose.



Operation procedure

1. Press button, insert the saw blade into the handle till blade reaches the position at the time the saw blade can not be moved forward or backward.
2. Hole the handle and press button to release the saw blade out of handle.

<p>PVC SAW</p> 	
<p>FRAMEWORK SAW</p> 	
<p>WOOD CUTTING SAW</p> 	
<p>METAL CUTTING SAW</p> 	
<p>PRUNING SAW</p> 	





Bow Saws

- Ideal for soft and wet wood cutting.
- Round / oval tube available, with HCS blade.



Teeth type



Teeth pic (A)

A: american tooting

American tooting with x cross cut teeth and 1 raker tooth. Useful for rough and quick cutting of soft and wet wood.



Teeth pic (T)

T: triangular tooting

Triangular tooting giving quick and easy cutting for all kinds of pruning.



Teeth pic (AS)

As: american tooting (small pitch)

American tooting with x cross cut teeth and 1 raker tooth useful for rough and quick cutting of soft and wet wood.

Bow saw blades

Item No.	Size		Teeth Finish
	mm	Inch	
KW18-2012	300	12"	Normal teeth
KW18-2021	525	21"	Normal teeth
KW18-2024	600	24"	Normal teeth
KW18-2030	750	30"	Normal teeth
KW18-2036	900	36"	Normal teeth
KW18-2112	300	12"	Filed teeth & hard point
KW18-2121	525	21"	Filed teeth & hard point
KW18-2124	600	24"	Filed teeth & hard point
KW18-2130	750	30"	Filed teeth & hard point
KW18-2136	900	36"	Filed teeth & hard point

Bow saw Regular Type

Item No.	Size		Teeth Finish	Frame Type
	mm	Inch		
KW18-0021	525	21"	Normal teeth	Round tube
KW18-0024	600	24"	Normal teeth	Oval tube
KW18-0030	750	30"	Normal teeth	Oval tube
KW18-0036	900	36"	Normal teeth	Oval tube
KW18-0121	525	21"	Filed teeth & hard point	Round tube
KW18-0124	600	24"	Filed teeth & hard point	Oval tube
KW18-0130	750	30"	Filed teeth & hard point	Oval tube
KW18-0136	900	36"	Filed teeth & hard point	Oval tube

Heavy Duty Type

Item No.	Size		Teeth Finish	Frame Type
	mm	Inch		
KW18-0221	525	21"	Filed teeth & hard point	Round tube
KW18-0224	600	24"	Filed teeth & hard point	Oval tube
KW18-0230	750	30"	Filed teeth & hard point	Oval tube
KW18-0236	900	36"	Filed teeth & hard point	Oval tube

Curve Pruning Saws

- Curved single edge cuts evenly on the pull stroke.
- Finished hardwood handle or ABS+TPR handle.
- Normal, file, three side sharpened teeth for your free selection.



Item No.	Size		Teeth Finish	Handle	Photo
	mm	TPI			
KW11-10001	330	6T	Three side sharpened teeth Impulse harden	PP & TPR	

Item No.	Size		Teeth Finish	Handle	Photo
	mm	Inch			
KW09-412	750	22.5"	Three side sharpened teeth Impulse harden	ABS & TPR	

Item No.	Size		Teeth Finish	Handle	Photo
	mm	Inch			
KW09-0014	350	14"	Normal teeth	Wooden	<p>Wooden handle available for A.B.C types</p>
KW09-0016	400	16"	Normal teeth	Wooden	
KW09-1014	350	14"	Filed teeth	Wooden	
KW09-1016	400	16"	Filed teeth	Wooden	
KW09-2013	330	13"	Three side sharpened teeth Impulse harden	Wooden	
KW09-2016	400	16"	Three side sharpened teeth Impulse harden	Wooden	





Curve Pruning Saws

Feature

- Curved single edge cuts evenly on the pull stroke.
- Finished ABS+TPR handle.
- Normal, file, three side sharpened teeth for your free selection.



• KW11-0001

• Scabbard for Curve pruning saws



Item No.	Size		Teeth Finish	Handle	Exchangeable blade	Scabbard for Curve pruning saws
	mm	TPI				
KW11-10001	330	6T	Three side sharpened teeth Impulse harden	PP & TPR	KW11-1001	KW11-0002

Pruning Saw

- Durable black plastic sheath with belt clip is include.
- Hard chrome-plated, taper ground blade for smooth cutting experience.
- Three edge sharpened new teeth configuration design for faster cutting.



Item No.	Size		Teeth Finish	Handle
	mm	TPI		
100-21	210	6T	Three side sharpened teeth, impulse harden	ABS & TPR
130-21	210	8T	Three side sharpened teeth, impulse harden	ABS & TPR
100-25	250	6T	Three side sharpened teeth, impulse harden	ABS & TPR
130-25	250	8T	Three side sharpened teeth, impulse harden	ABS & TPR
100-30	300	6T	Three side sharpened teeth, impulse harden	ABS & TPR
130-30	300	8T	Three side sharpened teeth, impulse harden	ABS & TPR



Item No.	Size		Teeth Finish	Handle
	mm	TPI		
KW29-0521A	210	6T	Three side sharpened teeth, impulse harden	PP & TPR
KW29-0521B	210	8T	Three side sharpened teeth, impulse harden	PP & TPR
KW29-0521C	210	11T	Three side sharpened teeth, impulse harden	PP & TPR
KW29-0524A	240	6T	Three side sharpened teeth, impulse harden	PP & TPR
KW29-0524B	240	8T	Three side sharpened teeth, impulse harden	PP & TPR
KW29-0524C	240	11T	Three side sharpened teeth, impulse harden	PP & TPR
KW29-0527A	270	6T	Three side sharpened teeth, impulse harden	PP & TPR
KW29-0527B	270	8T	Three side sharpened teeth, impulse harden	PP & TPR
KW29-0527C	270	11T	Three side sharpened teeth, impulse harden	PP & TPR
KW29-0530A	300	6T	Three side sharpened teeth, impulse harden	PP & TPR
KW29-0530B	300	8T	Three side sharpened teeth, impulse harden	PP & TPR
KW29-0530C	300	11T	Three side sharpened teeth, impulse harden	PP & TPR



Item No.	Size		Teeth Finish	Handle
	mm	TPI		
KW29-0366	300	6T	Three side sharpened teeth, impulse harden	ABS & TPR
KW29-0367	300	8T	Three side sharpened teeth, impulse harden	ABS & TPR





Tree Pole Pruner

Feature

- 16" high carbon steel blade with hard chrome coating. Jetwise tooting with impulse hardening.
- Special design aluminum pole that is rigid, strong, and durable.

Hooked tip & Bark cutter function

Remove the thin branches or remaining barks easily during cutting.



Easy hanging on the branch



Extendable pole design

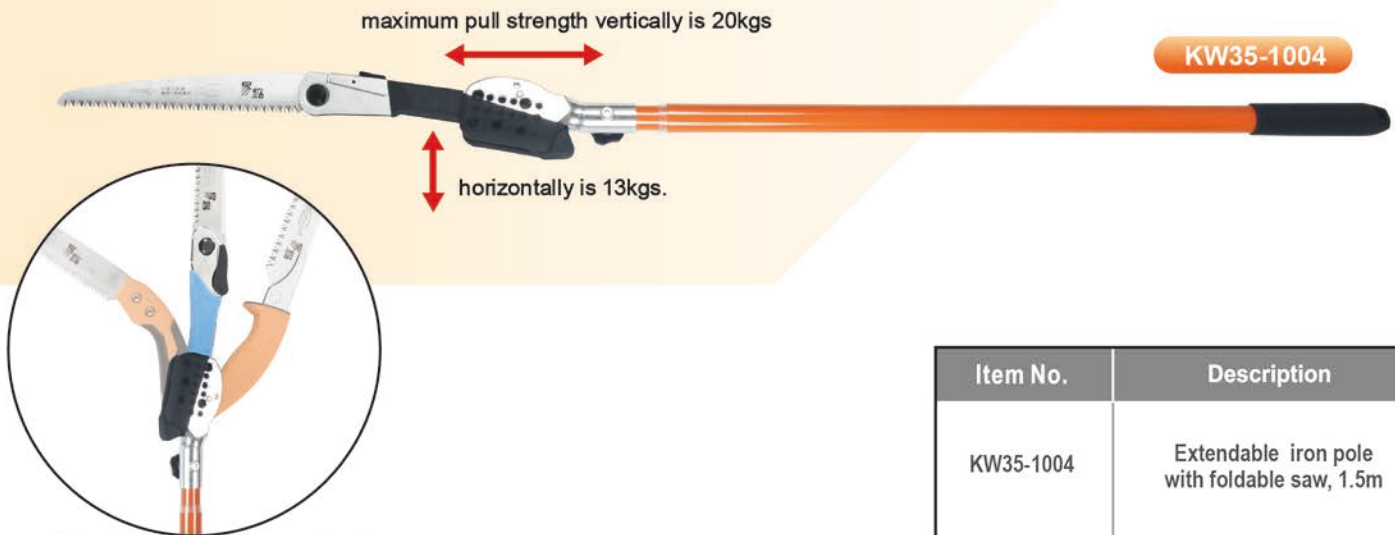


JETWISE™ razor tooting with impulse hardened for durable use

Item No.	Description	Photo
KW32-1001	Saw blade head with hook (Without Pole)	
KW32-1002	Curved saw blade head (Without Pole)	
KW35-1001	Extendanle aluminum pole 1.6 - 3m Pole saw set with cutter 2.1 - 3.5m	
KW35-1002	Extendanle aluminum pole 1.6 - 4m Pole saw set with cutter 2.1 - 4.5m	
KW35-1003	Extendanle aluminum pole 1.9 - 5m Pole saw set with cutter 2.4 - 5.5m	

1.5M Tree Pole Pruner

- Universal clamp system is suitable for gardening saws such as pruning saws and foldable saws.
- Maximum width to clamp saw handle is 25mm.
- During cutting, maximum pull strength vertically is 20kgs and horizontally is 13kgs.



Ideal for all gardening saws

Item No.	Description
KW35-1004	Extendable iron pole with foldable saw, 1.5m

Lightweight Foldable Tree Pole Pruner

- Lightweight foldable tree pole pruner : easy to use and easy to carry.

ONLY 600g!

Extendable pole up to 2M

KW32-1005



Foldable

Item No.	Description
KW32-1005	Lightweight foldable tree pole pruner





Foldable Saws

Feature

JETWISE™ Foldable Saws

- JETWISE™ teeth
- Taper ground blade body
- Impulse hardened teeth (optional)
- Dualgrip™ handle
- Safety lock

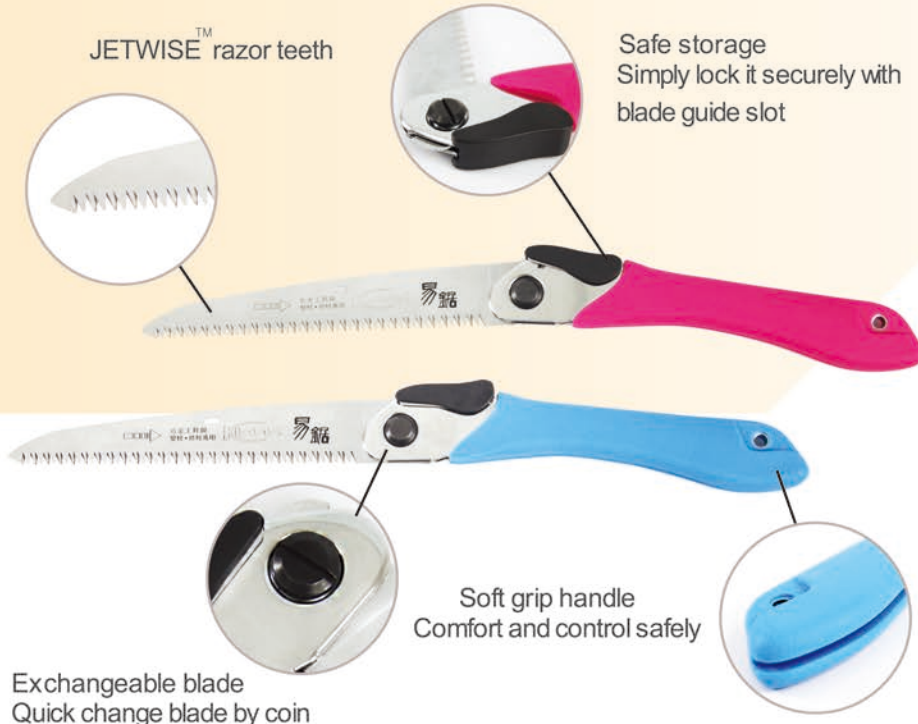


Benefits

- Jetwise™ teeth provide a faster, smoother, and cleaner cutting experience.
- No tearing of the wood fiber, provides clean cutting surfaces, excellent for both green tree pruning and carpentry.
- Impulse hardened teeth give the blade a much longer life with no re-sharpening required.
- Dual-material handle offers a comfortable grip while working, even after long periods of use.
- 2 safety locking positions provide maximum protection.

Item No.	Size		TPI	Teeth Finish	Handle	Photo
	mm	Inch				
KW13-1021	210	8"	7T	Three side sharpened teeth Impulse harden	Metal & TPR	
KW13-1024	240	9"	7T	Three side sharpened teeth Impulse harden	Metal & TPR	
KW13-1027	270	10"	7T	Three side sharpened teeth Impulse harden	Metal & TPR	
KW13-1221	210	8"	8T	Three side sharpened teeth Impulse harden	Metal & TPR	
			6T			
KW13-2221	210	8"	7T	Three side sharpened teeth Impulse harden	ABS & TPR	
KW13-2321	210	8"	8T	Three side sharpened teeth Impulse harden	PP & TPR	
			6T			
Item No.	Size		TPI	Teeth Finish	Handle	
	mm	Inch				
KW13-0735	250	10"	14T	Three side sharpened teeth Impulse harden	ABS	
KW13-0736	250	10"	11T	Three side sharpened teeth Impulse harden	ABS	
KW13-0737	250	10"	8T	Three side sharpened teeth Impulse harden	ABS	
KW13-8280	280	11"	14T	Three side sharpened teeth Impulse harden	ABS	
KW13-8290	280	11"	11T	Three side sharpened teeth Impulse harden	ABS	
KW13-8300	280	11"	8T	Three side sharpened teeth Impulse harden	ABS	

New Features of Foldable Saws



Mini Foldable Saw

JETWISE™ razor teeth

- Easy carry with only 170mm overall length.
- 2 cutting positions.
- 3 different application blades available



Item No.	Blade	Blade Length	TPI	Teeth Finish	Handle
KW13-S01	PVC saw blade	120mm	17T	Three edge grind, impulse hardened teeth	Metal & TPR
KW13-S02	Wood working blade	120mm	11T	Three edge grind, impulse hardened teeth	Metal & TPR
KW13-S03	Jab saw blade	120mm	10T	Two edge grind	Metal & TPR

Replacement blade

KW13-SPVC01



KW13-SWD01



KW13-SPB01



KW13-SWD02


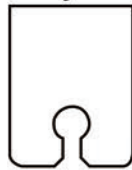




Surgical Saw Blades and Drills



Stryker



AO Synthes



Cutting Depth (mm)	Cutting Width (mm)	Cutting Thickness (mm)	Item No.
80	13	0.89	SB-81389
		1.00	SB-81300
		1.19	SB-81319
		1.27	SB-81327
80	18	0.89	SB-81889
		1.00	SB-81800
		1.27	SB-81827
		1.37	SB-81837
80	25	0.89	SB-82589
		1.00	SB-82500
		1.19	SB-82519
		1.27	SB-82527
		1.37	SB-82537
80	31	0.89	SB-83189
		1.27	SB-83127


Cutting Depth (mm)	Cutting Width (mm)	Cutting Thickness (mm)	Item No.
80	13	0.89	YB-81389
		1.00	YB-81300
		1.19	YB-81319
		1.27	YB-81327
80	18	0.89	YB-81889
		1.00	YB-81800
		1.27	YB-81827
		1.37	YB-81837
80	25	0.89	YB-82589
		1.00	YB-82500
		1.19	YB-82519
		1.27	YB-82527
		1.37	YB-82537
80	31	0.89	YB-83189
		1.27	YB-83127



Linvatec/HALL



Surgical Twist Drills



Cutting Depth (mm)	Cutting Width (mm)	Cutting Thickness (mm)	Item No.
80	13	0.89	ZB-81389
		1.00	ZB-81300
		1.19	ZB-81319
		1.27	ZB-81327
80	18	0.89	ZB-81889
		1.00	ZB-81800
		1.27	ZB-81827
		1.37	ZB-81837
80	25	0.89	ZB-82589
		1.00	ZB-82500
		1.19	ZB-82519
		1.27	ZB-82527
		1.37	ZB-82537
80	31	0.89	ZB-83189
		1.27	ZB-83127

Diameter	Overall length (mm)	Working Length (mm)	Flute Length (mm)	Item No.
1.1	60	35	0.89	MA-11-60
1.5	85	60	1.00	MA-15-85
2	100	75	1.19	MA-20-100
2	125	100	1.27	MA-20-125
2.5	110	80	0.89	MA-25-100
2.5	125	100	1.00	MA-25-125
2.5	175	155	1.27	MA-25-175
2.7	100	75	1.37	MA-27-100
3.2	145	120	0.89	MA-32-145
3.2	195	170	1.00	MA-32-195
3.5	110	85	1.19	MA-35-110
3.5	195	170	1.27	MA-35-195
4.5	145	120	1.37	MA-45-145
4.5	200	175	1.47	MA-45-200